



ELMECA

Elmecca Works & Office : Behind Railway Station, Post Box No. 17, Dharwad - 580007, (Karnataka), India
 Phone: 0836-440177 / 440178 / 440179. Fax: 0836-742600 & 743600 Email: elmecca@bgl.vsnl.net.in

ELMECA Reduction Milling Sockets

Reduction Milling Sockets

These are used for holding taper shank cutters on ISO or R-8 taper milling machine spindles. Made of alloy case-hardening steel of high tensile type to give utmost rigidity. Available in two types :

1. With cross slot for cutters with morse taper shank with tanks as per IS-1712-1263.
2. With drawbolts for cutters with morse taper shank with female threads for allen screw-type draw bolt as per IS-1715-1963.

Ordering Example : For machine spindle of ISO-40 and Draw bar threads of M16 threads Cutter Shank MT2 drawbolt drive type and with M10 threads.

Reduction Socket Specificaton :
RS-402D TM 16 x TC 10

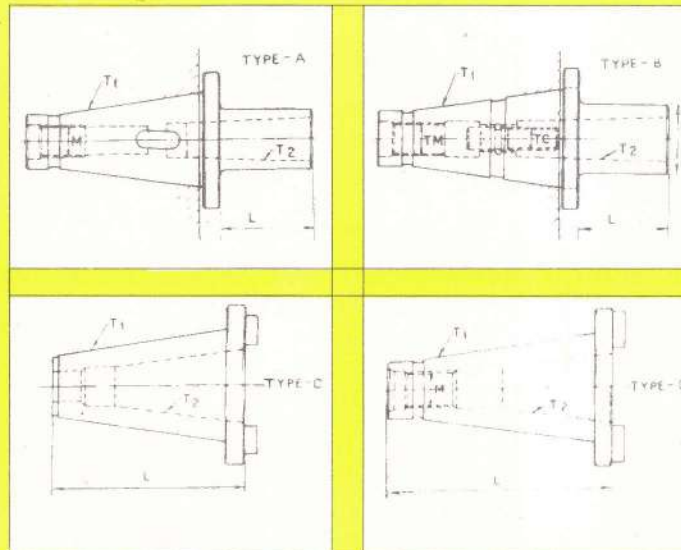
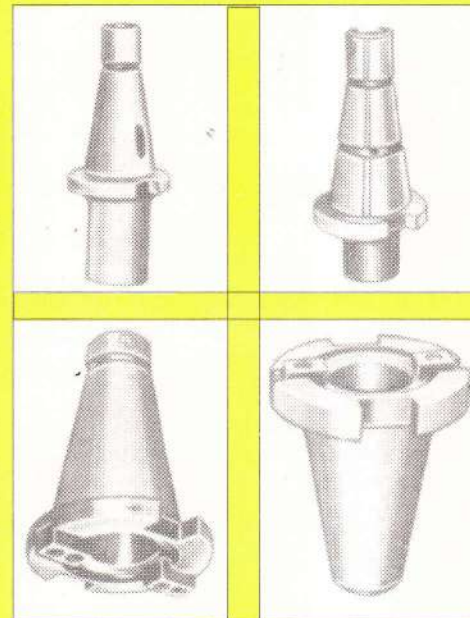
Specification External /Internal Thread TM				Projection		TC
Type -B	Taper T1	Taper T2	D	L		
RS-301D	ISO 30	MT1	M12 or 1/2" BSW	25	37	M6 or 1/2" BSW
RS-302D		MT 2		35	52	M8 or 3/8" BSW
RS-303D		MT3		45	62	M12 or 1/2" BSW
RS-401D	ISO 40	MT1	M16 or 5/8" BSW	28	23	M6 or 1/4" BSW
RS-402D		MT2		32	34	M10 or 3/8" BSW
RS-403D		MT3		40	51	M12 or 1/2" BSW
RS-404D		MT4		50	82	M16 or 5/8" BSW
RS-501D	ISO 50	MT1	M24 or 1" BSW	30	23	M6 or 1/4" BSW
RS-502D		MT2		35	28	M10 or 3/8" BSW
RS-503D		MT3		45	38	M12 or 1/2" BSW
RS-504D		MT4		50	63	M16 or 5/8" BSW
RS-505D		MT5		60	93	M20 or 3/4" BSW
RS-604D	ISO 60	MT4	M30 or 1.1/4" BSW	50	65	M16 or 5/8" BSW
RS-605D		MT5		60	97	M20 or 3/4" BSW

Specification External /Internal Threads M				Projection	
Type -A	Taper T1	Taper T2	D	L	
RS-301T	ISO 30	MT1	M12 or 1/2" BSW	25	27
RS-302T		MT 2		30	40
RS-303T		MT3		40	61
RS-401T	ISO 40	MT1	M16 or 5/8" BSW	25	20
RS-402T		MT2		30	20
RS-403T		MT3		40	30
RS-404T		MT4		44	60
RS-501T	ISO 50	MT1	M24 or 1" BSW	30	23
RS-502T		MT2		35	28
RS-503T		MT3		45	44
RS-504T		MT4		50	68
RS-505T		MT5		60	93
RS-604T	ISO 60	MT4	M30 or 1.1/4" BSW	50	65
RS-605T		MT5		60	97

Ordering Example : For machine spindle of ISO-50 and draw bar M24 capacity required MT4 for tang drive type

Reduction socket to be specified :
RS-504 T x M24

Code	L	M	External Taper T1	Internal Taper 2	Type
6050A	194	—	ISO-60	ISO-50	C
6050B	236	M30 or 1.1/4" BSW	ISO-60	SO-50	D
5040A	128	—	ISO-50	ISO-40	C
5040B	145	M24 or 1" BSW	ISO-50	ISO-40	D
4030A	80	—	ISO-40	ISO-30	C
4030B	105	M16 or 5/8" BSW	ISO-40	ISO-30	D



Ordering Example : For a machine having machine Spindle of ISO-50 with drawbolt threads of M24 and if the conversion required is for ISO-40 then order as :
Reduction Socket 5040 B x M24 or Reduction Socket 5040 A.

ELMECA Adjustable Adaptors

Used On

- Multispindle machines
- Multispindle drilling heads
- Transfer line machines
- Special purpose machines

Manufactured according to DIN 6327 and are used primarily on multispindle machines, multispindle drilling heads, transfer line and special purpose

machines.

These adaptors afford three distinct advantages :

- 1) Can be used for very close centre distances.
- 2) Reduce changeover times.
- 3) Pre-setting for definite depth possible prior to mounting on machine.

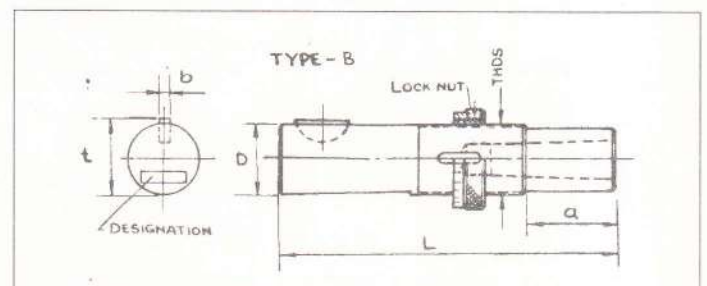
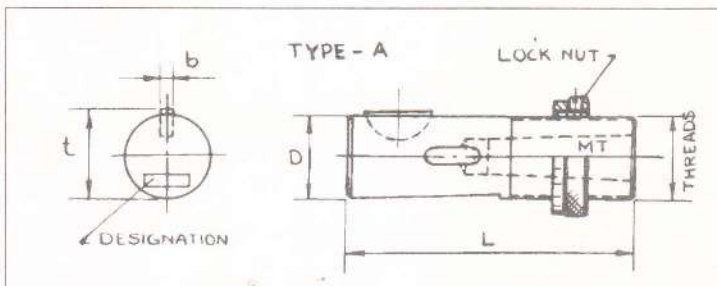


Adjustable adaptors are manufactured in three executions :

Type 'A': are designed in such dimensions as to allow for adjustment of tools within a limited range.

Type 'B' : are called long pattern or extended adjustable adaptors. Designed for extensive utilisation to give a wider adjustment of drilling depths.

Type 'C' : are designed to be used when tools having larger morse tapers than possible with type A or B are to be mounted. This type is not manufactured by us on a regular basis. However, quotations can be submitted for special requirements.



Type A

D h6 (O. D)	Morse Taper	L	Threads	Key b	t -0.25
16	0 and 1	85	TR 16 x 1.5 P	5	17.1
20	1	88	TR20 x 2 P	5	21.1
28	1 and 2	95	TR28 x 2 P	6	29.5
36	2 and 3	118	TR36 x 2 P	8	37.5
48	3 and 4	144	TR48 x 2	10	49.9

Type B

O.D 'D'	Morse Taper	Extension a	Threads	L	Key 'b'	t 0.25
16	0 and 1	25 50	TR16 x 1.5	110 135	5	17.1
		75 100		160 185		
20	1	25 50	TR20 x 2	113 183	5	21.1
		75 100		163 188		
28	1 and 2	25 50	TR28 x 2	120 145	6	9.5
		75 100		170 195		
36	2 and 3	30 60	TR36 x 2	148 178	8	37.5
		90,120		208 238		
48	3 and 4	40 80	TR48 x 2	184 224	10	49.9
		120 160		264 304		

Ordering Example :

(Type) A x (O.D) 28 x (Morse Taper)
2 = A 28 x MT-2

Ordering Example :

(Type) B x (O.D) 36 x (Morse Taper) 3 x
(Extension 'A') x 120 = B 36 x MT 3 x 120



keeping in step with today's technological strides, we make improvements in the designs of our products. Hence the product supplied may have features different from those described in this bulletin.

ELMECA WORKS (Prop. Pelma Engg. Indus. Pvt. Ltd.)

Works & Office : Behind Railway Station, Post Box No. 17, Dharwad - 580007, (Karnataka), India.
Phone: 0836-440177 / 8 / 9. Fax: 0836-742600 & 743600, Email: elmece@bgl.vsnl.net.in

Mumbai Office : 170 / 2 Jot Society, Jyotiba Phule Road, Dadar (E), Mumbai 400 014, India.
Phone: (022)-413 1213 & 413 5746 . Fax: 022-413 1213 Email: tejina@bom8.vsnl.net.in